


**SR& BGNR GOVERNMENT ARTS & SCIENCE DEGREE COLLEGE(A) - KHAMMAM**

**ANALYSIS OF THE ALUMNAE FEEDBACK  
on the DESIGN and REVIEW of SYLLABUS FOR THE ACADEMIC YEARS**

**2016-17 TO 2021-22**

The total score of each item corresponding to the rating given by alumni is calculated with the average score corresponding to all the alumni.								
S. No.	Attribute	2016-17	2017-18	2018-19	2019-20	2020-21	2021-22	Gross Average
		Total	Total	Total	Total	Total	Total	
1	The effectiveness of the syllabus for higher studies readiness	93.84	95.56	92.45	88.67	90.54	95.23	92.715
2	The effectiveness of the syllabus for career readiness	84.45	85.84	83.84	75.25	83.48	88.52	83.56333
3	The effectiveness of the syllabus for facing competitiveness	79.85	85.39	72.61	86.57	84.79	85.67	82.48
4	Quality of teachers and teaching	83.78	77.65	83.54	82.48	81.41	83.91	82.12833
5	The college library and its services	79.89	86.43	87.52	79.39	85.24	86.88	84.225
6	The academic atmosphere of the college	79.65	81.73	84.54	82.65	78.61	85.58	82.12667
7	Lab facilities of the college	83.29	90.54	76.89	79.28	81.25	83.57	82.47
8	Your overall impression about the college	80.54	78.24	80.38	79.14	79.88	81.69	79.97833
Alumnae Feedback of Six Years								



From the above information, the following trend has been found:

1. The upward moving attributes 1 and 2, in spite of showing a downward trend in 2018-19 and 2019-20, picked up momentum in 2019-20 itself and continued in the upward direction until 2021-22.
2. The attribute 3 showed somewhat fluctuating movement with a decrease in the scores for two years i.e. 2018-19 and 2020-21 and an increase in the scores for three years i.e. 2017-18, 2019-20 and 2021-22.
3. The attribute 4 also showed fluctuating movement with a decrease in scores for three years i.e. 2017-18, 2019-20 and 2020-21 and an upward trend for two years i.e. 2018-19 and 2021-22 during the study period.
4. The attribute 5, except showing a downward movement in the year 2019-20, moved upward for the remaining years of the study period i.e. 2016-17 to 2021-22.
5. The attribute 6, having moved upward until 2018-19, showed a downward trend for two years i.e. 2019-20 and 2020-21 and in the last year of the study i.e. 2021-22 showed the best score during the study period.
6. The attribute 7, having reached the peak score in 2017-18, fell in 2018-19 but from then onwards continued upward trend until the end of the study period.
7. The attribute 8, except for two years i.e. 2017-18 and 2020-21 during which the scores fell, exhibited an increase in the scores during the remaining years of the study period.

#### Action Taken Report

The Departments were directed to devise activities like quiz programmes, slip tests and assignments keeping in view the pattern of the entrance examinations conducted for higher studies.

Some of the departments conducted P.G. Entrance Coaching classes.

Awareness programmes on career development and enhancing employability were conducted.


The teaching-learning process was made student centric by making student activities like seminars, field trips, quiz, group discussions, project works etc. mandatory.

Numbers of reference books besides textbooks were enhanced.

The old equipment was replaced with advanced equipment in all the laboratories to suit the revised curriculum.

Greenery along with other infrastructure facilities has been improved to a great extent.

  
COORDINATOR

  
PRINCIPAL  
SR & B.G.N.R. Govt. Arts &  
Science College (NAAC-B++)  
Autonomous-KHAMMAM

**SR& BGNR GOVERNMENT ARTS & SCIENCE DEGREE COLLEGE(A) - KHAMMAM**

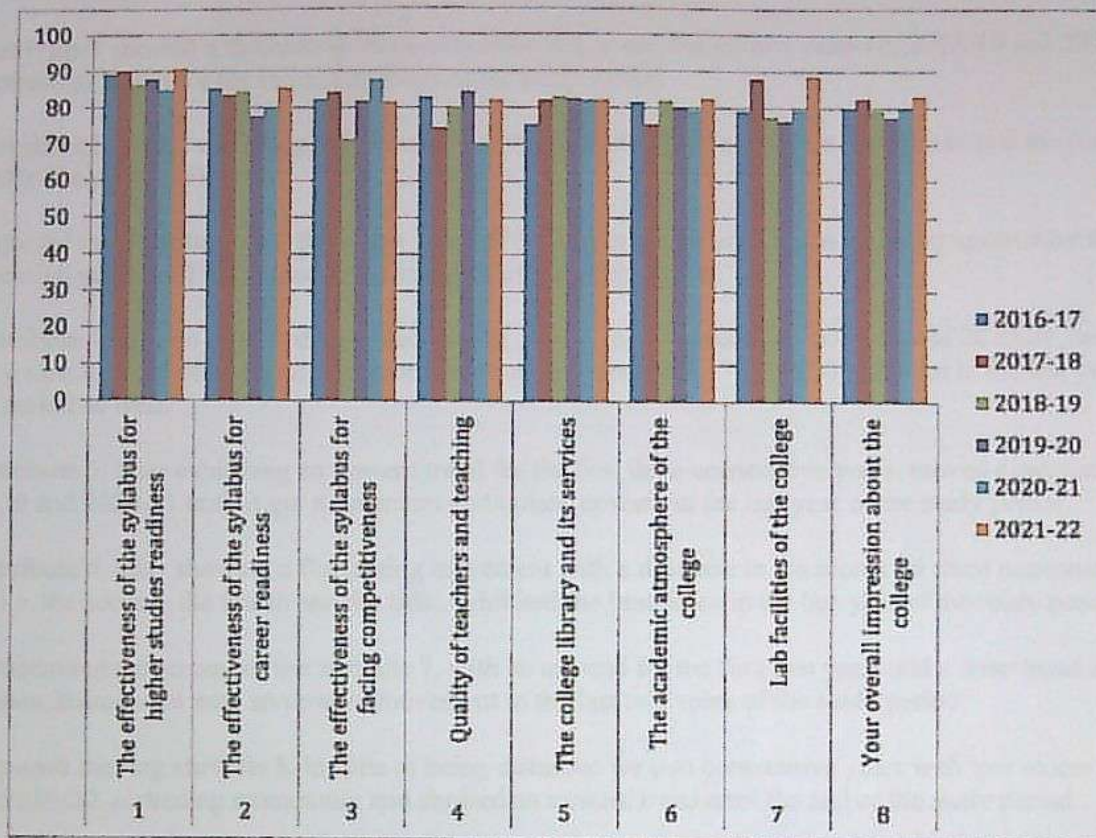
**ANALYSIS OF THE PARENT FEEDBACK**

**on the DESIGN and REVIEW of SYLLABUS FROM THE ACADEMIC YEARS  
2016-17 TO 2021-22**

Total score of the item corresponding to the rating given by each parent is calculated with the average score corresponding to all the parents.

Attribute	2016-17	2017-18	2018-19	2019-20	2020-21	2021-22	Gross Average
	Average	Average	Average	Average	Average	Average	
The effectiveness of the syllabus for higher studies readiness	89.24	90.21	86.48	87.89	85.02	90.73	88.26166667
The effectiveness of the syllabus for career readiness	85.35	83.51	84.41	77.65	80.32	85.45	82.78166667
The effectiveness of the syllabus for facing competitiveness	82.35	84.21	71.49	81.88	87.69	81.51	81.52166667
Quality of teachers and teaching	82.95	74.51	80.24	84.52	70.39	82.28	79.14833333
The college library and its services	75.54	82.12	83.02	82.59	82.18	82.21	81.27666667
The academic atmosphere of the college	81.56	75.55	82.05	80.24	79.52	82.63	80.25833333
Lab facilities of the college	79.15	88.00	77.68	76.51	79.57	88.81	81.62
Your overall impression about the college	80.24	82.65	79.39	77.54	79.88	83.24	80.49

Consolidated feedback for Six Academic Years



*From the above table the following trend has been found:*

The attribute 1 showed a fluctuating movement indicating a fall during two years i.e. 2018-19 and 2020-21 and an increase in scores for the remaining years of the study period.

The attribute 2, except recording a downtrend for two nonconsecutive years i.e. the second and the fourth, moved in the upward direction.

The upward moving attribute 3 fell in the year 2018-19 from where once again it headed upward for three consecutive years until it dropped in the last year of the study period.

The attribute 4, in spite of recording a decrease in scores for two years i.e. 2017-18 and 2020-21, moved in upward direction not only during the three consecutive years i.e. 2017-19 to 2019-20 but in the last year of the study period as well.

The attribute 5, after exhibiting an upward trend for the first three consecutive years, moved downwards in 2019-20 and 2020-21 until it got momentum and turned upward in the last year of the study period.

The attribute 6, after showing a fluctuating movement with a decrease in the scores for three nonconsecutive years i.e. the second, the fourth and the fifth, exhibited the best score in the last year of the study period.

The fluctuating movement of the attribute 7, with an uptrend for the first two years and a downtrend for the next two years, culminated with an upward movement in the last two years of the study period.

The upward moving attribute 8, in spite of being disturbed for two consecutive years with low scores i.e. 2018-19 and 2019-20, picked up momentum and showed an upward trend until the end of the study period.

#### **n Taken Report**

The Syllabus of all the disciplines was revised and Choice Based Credit System in line with the UGC guidelines was introduced so that the students of this institution can get seats in prestigious higher educational institutions for their higher studies and a good number of students of this college were admitted into several universities both central and state.

Employability skills, communication skills and computer literacy were made compulsory for all the students irrespective of their disciplines.

Faculty Development Programmes, Refresher Courses and Orientation Programmes were made mandatory for the faculty so that they could have awareness on the recent trends not only in teaching methodology but in their respective field as well.


Various reference books useful for different competitive examinations and career development were provided in the library.

Number of Computers and various instruments necessary for conducting practicals in all the laboratories were enhanced.

Additional workers were engaged on an outsourcing basis to keep the campus clean and green.



QAC COORDINATOR



PRINCIPAL  
PRINCIPAL

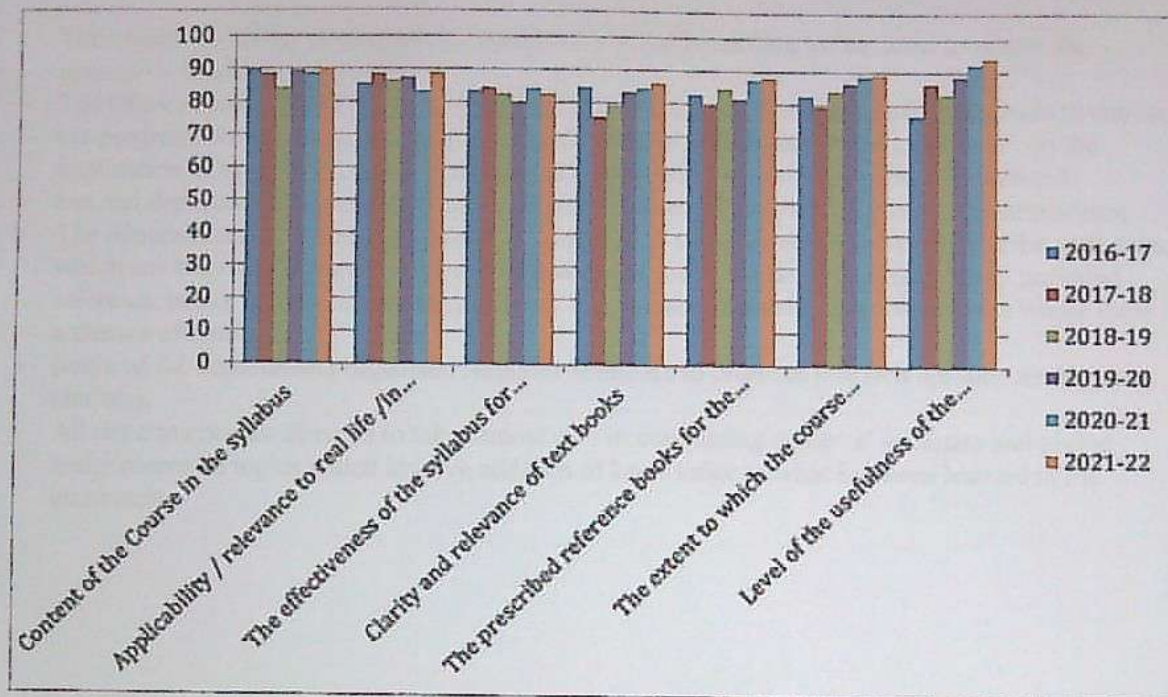
S.R. & B.G.N.R. Govt. Arts &  
Science College (NAAC-F  
Autonomous-KHAM in

**SR& BGNR GOVERNMENT ARTS & SCIENCE DEGREE COLLEGE (A) - KHAMMAM**  
**ANALYSIS OF THE STUDENT FEEDBACK**  
**on the DESIGN and REVIEW of SYLLABUS FROM THE ACADEMIC YEARS**  
**2016-17 TO 2021-22**

The total score of the Item-wise corresponding to the rating given by each student is calculated with the average score corresponding to all the students.

S. No.	Attribute	2016-17	2017-18	2018-19	2019-20	2020-21	2021-22	Gross Average
		Total	Total	Total	Total	Total	Total	
1	Content of the Course in the syllabus	89.65	88.57	84.28	89.54	88.79	90.14	88.495
2	Applicability / relevance to real life /in science and technology /for career of the course	85.63	88.54	86.58	87.52	83.37	88.79	86.73833
3	The effectiveness of the syllabus for facing competitiveness	83.54	84.57	82.68	80.14	84.25	82.69	82.97833
4	Clarity and relevance of text books	84.85	75.65	79.40	83.36	84.51	86.12	82.315
5	The prescribed reference books for the course	82.85	79.58	84.74	81.68	87.51	88.12	84.08
6	The extent to which the course motivates the students to go for higher studies/research	82.65	79.58	84.10	86.54	88.66	89.24	85.12833
7	Level of the usefulness of the assignments and seminars to improve the knowledge base in the course	76.58	86.52	83.33	88.74	92.54	94.32	87.005

Consolidated Student Feedback for the Last Six Years



*From the above data, the following trend has been found:*

1. The attribute 1, moving downward for the first three years, turned upward in 2019-20 and in spite of declining slightly in 2020-21, turned upward in the last year of the study period.
2. The attribute 2 moved in a fluctuating way with a fall and rise in the alternative years throughout the study period.
3. The attribute 3, moving upward for the first two years of the study, bent downwards in the third and the fourth years and in spite of turning upward in 2020-21 fell again in the last year of the study period.
4. The attribute 4 and 6, except for the year 2017-18, exhibited a gradual uptrend throughout the study period.
5. The downward moving attribute 5, turned its direction in 2019-20 and continued its upward movement until the end of the study period.
6. The attribute 7, in spite of turning downward in 2018-19, continued its steady upward movement throughout the study period.



### Action Taken Report

- > The content of all the courses offered has been revised according to the latest trends in the respective fields.
- > The Choice Based Credit System, which has expanded the opportunities of the students to choose the programmes which are not only relevant to the real life situations but emphasise on the application of knowledge rather than on mere explanation of theory, has been introduced.
- > Several departments organised special coaching classes for various competitive examinations.
- > The departments of various disciplines are directed to take necessary steps to prescribe textbooks which are clear and possess relevant information. Some of the departments not only provided reference books in their departmental library but prepared material on certain topics where there is a chance of ambiguity.
- > Some of the departments organised National Seminars to promote research aptitude among the students.
- > All departments are directed to take utmost care in conducting students' seminars and giving assignments on topics which involve addition of knowledge to what has been learned in the classroom.



IQAC COORDINATOR



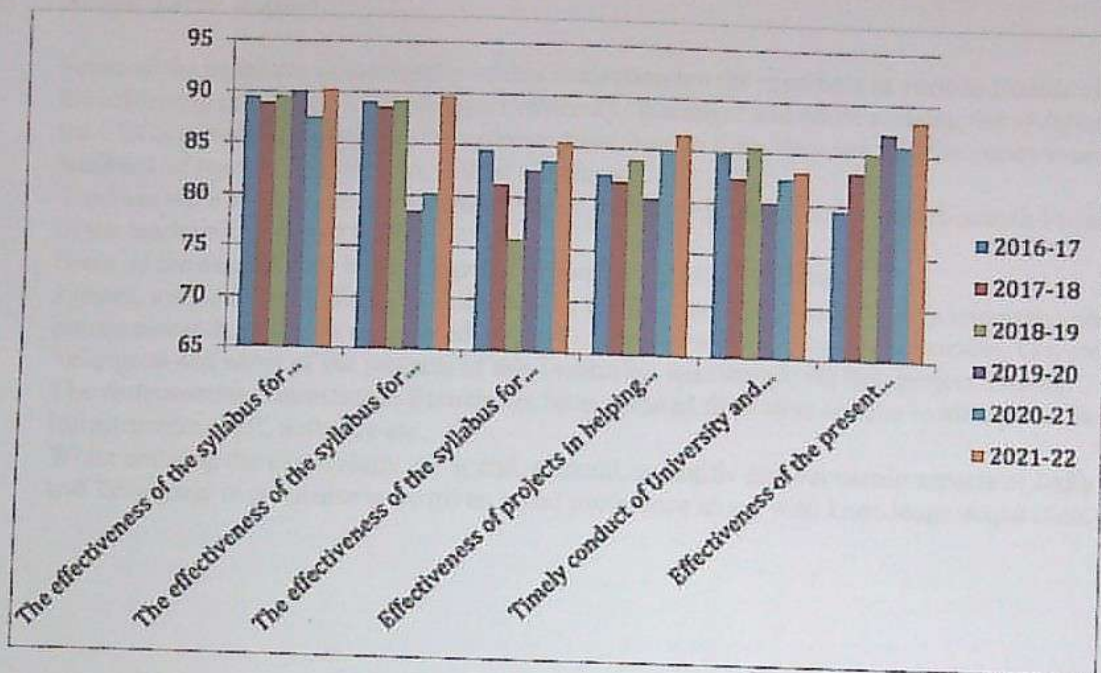
PRINCIPAL  
PRINCIPAL  
SR & B.G.N.R. Govt. Arts &  
Science College (NAAC-B++)  
Autonomous-KHAMMAM

**SR& BGNR GOVERNMENT ARTS & SCIENCE DEGREE COLLEGE(A) - KHAMMAM**  
**ANALYSIS OF THE TEACHER FEEDBACK**  
**on the DESIGN and REVIEW of SYLLABUS FROM THE ACADEMIC YEARS**  
**2016-17 TO 2021-22**

The total score of the item corresponding to the rating given by each Teacher is calculated with the average score corresponding to all the Teachers.

Attribute	2016-17	2017-18	2018-19	2019-20	2020-21	2021-22	Gross Average
	Total	Total	Total	Total	Total	Total	
The effectiveness of the syllabus for higher studies readiness	89.54	88.95	89.62	90.13	87.62	90.29	89.3583
The effectiveness of the syllabus for career readiness	89.16	88.62	89.25	78.52	80.25	89.72	85.92
The effectiveness of the syllabus for facing competitiveness	84.57	81.25	75.92	82.68	83.63	85.49	82.2567
Effectiveness of projects in helping students to improve their knowledge base in recent research trends in their respective fields	82.44	81.78	83.95	80.32	84.88	86.56	83.3217
Timely conduct of University and internal exams and announcement of results in the semester system	84.86	82.47	85.55	80.24	82.52	83.24	83.1467
Effectiveness of the present curriculum in providing a boost in the social/economic/scientific/ cultural development of the society	79.54	83.29	85.24	87.19	85.99	88.42	84.945

Consolidated Feedback from Teachers for the Last Six Years



> From the above data, the following trend has been found:


1. The attribute 1, though showed downward bent for two non consecutive years i.e. 2017-18 and 2020-21, exhibited an upward trend during the remaining years of the study period.
2. The attribute 2, in spite of moving unsteadily during the first half, improved and showed an uptrend in the second half of the study period.
3. The downward moving attribute 3 turned its direction in 2019-20 and continued the upward trend in the second half of the study period.
4. The unsteady movements of the attributes 4 and 5 during the first half of the study became steady and moved upward in the second half of the study period.
5. The attribute 6, except during the fifth year i.e. 2020-21, exhibited gradual upward movement throughout the study period.

### Action Taken Report

- > Some of the members of the faculty of this institution are the members in various Boards of Studies of the affiliating university, i.e. Kakatiya University, Warangal and while revising the syllabus according to the CBCS pattern and updating the syllabus from time to time, they see that the issues evolve on the feedback of teachers on syllabus will be addressed.
- > Teachers were encouraged to undertake Major Research Projects and Minor Research Projects and some of the teachers completed MRPs.
- > Some of the departments have integrated project work in the syllabus.
- > Jignasa, a state level platform for encouraging the teachers and the students to undertake projects and pursue research, has been introduced by the Commissioner of Collegiate Education, Government of Telangana and some of the projects of this institution won state level best project awards.
- > The Autonomous Examination Branch has been updated from time to time in all aspects like infrastructure, staff, software etc.
- > While devising the curriculum, the social, cultural, scientific and economic aspects of India in general and Telangana in particular were given equal preference along with knowledge acquisition.



IQAC COORDINATOR



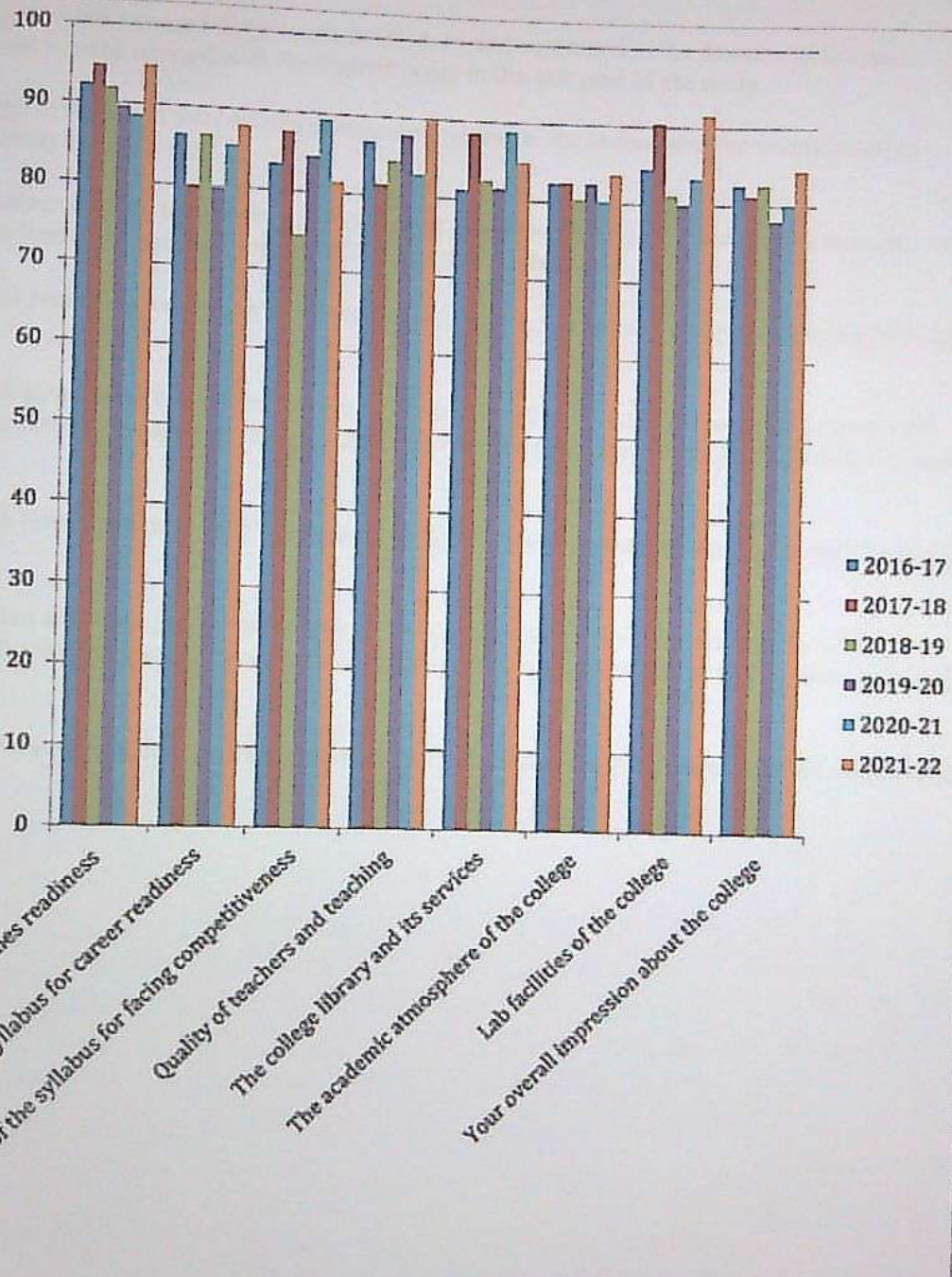
PRINCIPAL  
SR. & B.G.N.R. Govt. Arts &  
Science College (NAAC-B++)  
Autonomous-KHAMMAM

**SR& BGNR GOVERNMENT ARTS & SCIENCE DEGREE COLLEGE(A) - KHAMMAM**  
**ANALYSIS OF THE EMPLOYER FEEDBACK**  
**on the DESIGN and REVIEW of SYLLABUS FOR THE ACADEMIC YEARS**  
**2016-17 TO 2021-22**

The total score of each item corresponding to the rating given by alumnae is calculated with the average score corresponding to all the alumni.

S. No.	Attribute	2016-17	2017-18	2018-19	2019-20	2020-21	2021-22	Gross Average
		Total	Total	Total	Total	Total	Total	
1	The effectiveness of the syllabus for higher studies readiness	92.35	94.78	91.96	89.57	88.56	94.91	92.02166667
2	The effectiveness of the syllabus for career readiness	86.48	79.89	86.57	79.85	85.45	87.98	84.37
3	The effectiveness of the syllabus for facing competitiveness	83.45	87.58	74.54	84.58	89.29	81.45	83.48166667
4	Quality of teachers and teaching	86.85	81.45	84.52	87.85	82.89	89.78	85.55666667
5	The college library and its services	81.24	88.45	82.48	81.54	88.89	84.99	84.59833333
6	The academic atmosphere of the college	82.49	82.54	80.49	82.47	80.28	83.76	82.005
7	Lab facilities of the college	84.59	90.37	81.25	79.89	83.45	91.58	85.18833333
8	Your overall impression about the college	82.59	81.24	82.67	78.15	80.21	84.56	81.57

**ANALYSIS OF THE EMPLOYER FEEDBACK**

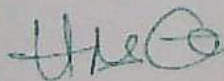


*From the above data the following trend has been found:*

1. The upward moving attribute 1 turned downwards in 2018-19 and continued in the downtrend for two consecutive years until headed upward with the highest score in the last year of the study.
2. The attribute 2, except lowering in the two non consecutive years i.e. the second and the fourth, showed progress during the study period.
3. The attribute 3 moved upward for the first two years, turned downward in 2018-19 and after continuing the uptrend for two years bent once again downward in the last year of the study.
4. The attribute 4, except recording a decrease in 2017-18 and 2020-21, maintained an uptrend during the study period.
5. The attribute 5 moved upward for the first two years of the study, fell in 218-19 and continued downward movement in the next year and in spite of rising in 2020-21 with the best score of the study period, fell again in the last year.
6. The attribute 6, except showing a drop in 2018-19 and in 2020-21, exhibited steady uptrend during the study period.
7. The attribute 7 exhibited fluctuating movement with an uptrend during the first two years of the study, downtrend for the next two years and ultimately once again upward movement during the last two years of the study period.
8. The attribute 8, except showing a drop in the scores during 2017-18 and 2019-20, maintained an uptrend during the study period.

## Action Taken Report

- > Bridge courses, value added courses, field trips, projects works, student seminars, competitive guidance, P.G. Entrance Coaching classes, placements drives, National Seminars, Special Issues of Journals were provided to encourage students not only to take up higher studies but to prepare for competitive examinations leading to government service besides equipping them to combat in the job market of the private sector.
- > Several teachers acquired additional qualifications like PhDs, NET; participated in research methodology programmes, certificate courses in online teaching tools and improved their knowledge by participating in various International, National and State Level Seminars.
- > The Library, besides providing print journals of reputation in their respective fields and standard reference books, has been providing the faculty and the students to access online journals and books through N-List, National Library and Information Services.
- > Separate workers on outsourcing were appointed to look after the trees, cleanliness, vehicle traffic, parking, garden, college ground in front of the administrative complex and within the college to provide a serene atmosphere.
- > All the laboratories were equipped with sufficient instruments both durable and nondurable to conduct practicals. Acquiring new equipment or replacing the old ones with the new instruments will be done every year immediately after receiving the annual audit of the laboratories which is carried out before the commencement of the class work.
- > Besides curricular activities, equal importance was given to extra-curricular activities like games, sports, yoga, martial arts like karate, meditation classes, cultural festivals like *yuvatarangam*, etc. which are necessary to bring the all-round development of the students.



IQAC COORDINATOR



PRINCIPAL  
PRINCIPAL  
SR & B.G.N.R. Govt Arts &  
Science College (NAAC-B++)  
Autonomous-KHAMMAN